

# \$280,000

Broward County Median Sales  
January 2020

# \$315,000

↑12.5%  
INCREASE

Broward County Median Sales  
January 2021



**\$392,250**  
Median Sale Price  
for Single Family Home



**\$304,350**  
Median Sale Price  
for Townhouse



**\$155,000**  
Median Sale Price  
for Condo



**\$128,000**  
Median Sale Price  
for Co-Op



**\$445,000**  
Median Sale Price  
for Single Family Home



**\$316,000**  
Median Sale Price  
for Townhouse



**\$170,000**  
Median Sale Price  
for Condo



**\$155,000**  
Median Sale Price  
for Co-Op

## TOP FIVE CITIES WITH THE MOST SALES

MARTY KIAR, BROWARD COUNTY PROPERTY APPRAISER'S

# MARKET SALES

JANUARY 2021 REPORT

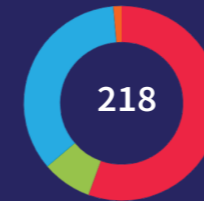
The Broward County Property Appraiser's Office gathers property sales information across the county on an ongoing basis. As part of our continued effort to share the data we collect, I am pleased to provide you with our "BCPA Market Report". This report is a simple, visual representation of the types of properties sold and the median sale prices for residential properties within Broward County during the month of January.

Fort  
Lauderdale



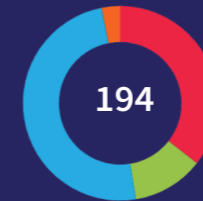
**389**  
188 Single Family  
32 Townhouse  
150 Condo  
19 Co-Op

Hollywood



**218**  
121 Single Family  
18 Townhouse  
76 Condo  
3 Co-Op

Pompano Beach



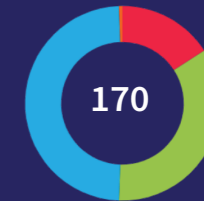
**194**  
69 Single Family  
23 Townhouse  
96 Condo  
6 Co-Op

Pembroke  
Pines



**177**  
75 Single Family  
45 Townhouse  
57 Condo  
0 Co-Op

Deerfield Beach



**170**  
27 Single Family  
59 Townhouse  
83 Condo  
1 Co-Op

## ALL CITIES

Coconut Creek  
93  
19 Single Family  
25 Townhouse  
49 Condo  
0 Co-Op

Dania Beach  
37  
18 Single Family  
4 Townhouse  
14 Condo  
1 Co-Op

Hillsboro Beach  
12  
0 Single Family  
2 Townhouse  
9 Condo  
1 Co-Op

Lauderhill  
63  
22 Single Family  
7 Townhouse  
34 Condo  
0 Co-Op

Miramar  
116  
80 Single Family  
14 Townhouse  
22 Condo  
0 Co-Op

Parkland  
80  
53 Single Family  
22 Townhouse  
5 Condo  
0 Co-Op

Sea Ranch Lakes  
0  
0 Single Family  
0 Townhouse  
0 Condo  
0 Co-Op

Tamarac  
125  
18 Single Family  
53 Townhouse  
54 Condo  
0 Co-Op

Cooper City  
36  
18 Single Family  
17 Townhouse  
1 Condo  
0 Co-Op

Davie  
116  
56 Single Family  
27 Townhouse  
33 Condo  
0 Co-Op

Lauderdale by the Sea  
26  
1 Single Family  
1 Townhouse  
20 Condo  
4 Co-Op

Lighthouse Point  
31  
19 Single Family  
0 Townhouse  
8 Condo  
4 Co-Op

North Lauderdale  
50  
16 Single Family  
21 Townhouse  
13 Condo  
0 Co-Op

Pembroke Park  
2  
0 Single Family  
1 Townhouse  
1 Condo  
0 Co-Op

Southwest Ranches  
13  
13 Single Family  
0 Townhouse  
0 Condo  
0 Co-Op

West Park  
08  
8 Single Family  
0 Townhouse  
0 Condo  
0 Co-Op

Wilton Manors  
29  
19 Single Family  
1 Townhouse  
9 Condo  
0 Co-Op

Coral Springs  
159  
80 Single Family  
24 Townhouse  
55 Condo  
0 Co-Op

Hallandale Beach  
107  
7 Single Family  
0 Townhouse  
90 Condo  
10 Co-Op

Lauderdale Lakes  
45  
9 Single Family  
4 Townhouse  
32 Condo  
0 Co-Op

Margate  
87  
37 Single Family  
13 Townhouse  
37 Condo  
0 Co-Op

Oakland Park  
85  
42 Single Family  
8 Townhouse  
35 Condo  
0 Co-Op

Plantation  
107  
56 Single Family  
14 Townhouse  
37 Condo  
0 Co-Op

Sunrise  
143  
46 Single Family  
37 Townhouse  
60 Condo  
0 Co-Op

Weston  
117  
69 Single Family  
17 Townhouse  
31 Condo  
0 Co-Op

# \$278,000

Broward County Median Sales  
February 2020

# \$322,000

↑ 15.82%  
INCREASE

Broward County Median Sales  
February 2021



**\$394,000**  
Median Sale Price  
for Single Family Home



**\$295,900**  
Median Sale Price  
for Townhouse



**\$150,000**  
Median Sale Price  
for Condo



**\$134,500**  
Median Sale Price  
for Co-Op



**\$455,000**  
Median Sale Price  
for Single Family Home



**\$335,000**  
Median Sale Price  
for Townhouse



**\$175,000**  
Median Sale Price  
for Condo



**\$168,500**  
Median Sale Price  
for Co-Op

## TOP FIVE CITIES WITH THE MOST SALES

MARTY KIAR, BROWARD COUNTY PROPERTY APPRAISER'S

# MARKET SALES

FEBRUARY 2021 REPORT

The Broward County Property Appraiser's Office gathers property sales information across the county on an ongoing basis. As part of our continued effort to share the data we collect, I am pleased to provide you with our "BCPA Market Report". This report is a simple, visual representation of the types of properties sold and the median sale prices for residential properties within Broward County during the month of February.

Fort  
Lauderdale



217 Single Family  
39 Townhouse  
187 Condo  
33 Co-Op

Hollywood



118 Single Family  
23 Townhouse  
120 Condo  
8 Co-Op

Pompano Beach



78 Single Family  
23 Townhouse  
151 Condo  
9 Co-Op

Pembroke  
Pines



91 Single Family  
44 Townhouse  
70 Condo  
0 Co-Op

Deerfield Beach



33 Single Family  
50 Townhouse  
104 Condo  
2 Co-Op

## ALL CITIES

Coconut Creek  
105  
23 Single Family  
11 Townhouse  
71 Condo  
0 Co-Op

Dania Beach  
51  
25 Single Family  
6 Townhouse  
14 Condo  
6 Co-Op

Hillsboro Beach  
17  
1 Single Family  
2 Townhouse  
13 Condo  
1 Co-Op

Lauderhill  
82  
24 Single Family  
6 Townhouse  
52 Condo  
0 Co-Op

Miramar  
108  
75 Single Family  
12 Townhouse  
21 Condo  
0 Co-Op

Parkland  
72  
45 Single Family  
23 Townhouse  
4 Condo  
0 Co-Op

Sea Ranch Lakes  
1  
1 Single Family  
0 Townhouse  
0 Condo  
0 Co-Op

Tamarac  
163  
28 Single Family  
66 Townhouse  
69 Condo  
0 Co-Op

Cooper City  
43  
24 Single Family  
19 Townhouse  
0 Condo  
0 Co-Op

Davie  
117  
54 Single Family  
23 Townhouse  
40 Condo  
0 Co-Op

Lauderdale by the Sea  
34  
5 Single Family  
4 Townhouse  
25 Condo  
0 Co-Op

Lighthouse Point  
38  
27 Single Family  
4 Townhouse  
6 Condo  
1 Co-Op

North Lauderdale  
35  
9 Single Family  
19 Townhouse  
7 Condo  
0 Co-Op

Pembroke Park  
0  
0 Single Family  
0 Townhouse  
0 Condo  
0 Co-Op

Southwest Ranches  
14  
14 Single Family  
0 Townhouse  
0 Condo  
0 Co-Op

West Park  
15  
14 Single Family  
1 Townhouse  
0 Condo  
0 Co-Op

Wilton Manors  
35  
18 Single Family  
5 Townhouse  
12 Condo  
0 Co-Op

Coral Springs  
158  
90 Single Family  
19 Townhouse  
49 Condo  
0 Co-Op

Hallandale Beach  
134  
15 Single Family  
4 Townhouse  
107 Condo  
8 Co-Op

Lauderdale Lakes  
29  
5 Single Family  
1 Townhouse  
23 Condo  
0 Co-Op

Margate  
92  
32 Single Family  
9 Townhouse  
51 Condo  
0 Co-Op

Oakland Park  
69  
43 Single Family  
6 Townhouse  
20 Condo  
0 Co-Op

Plantation  
114  
58 Single Family  
21 Townhouse  
35 Condo  
0 Co-Op

Sunrise  
147  
43 Single Family  
26 Townhouse  
78 Condo  
0 Co-Op

Weston  
104  
75 Single Family  
14 Townhouse  
15 Condo  
0 Co-Op

# \$282,250

Broward County Median Sales  
March 2020

# \$325,000

↑15.1%  
INCREASE

Broward County Median Sales  
March 2021



**\$410,000**  
Median Sale Price  
for Single Family Home



**\$300,000**  
Median Sale Price  
for Townhouse



**\$150,000**  
Median Sale Price  
for Condo



**\$130,000**  
Median Sale Price  
for Co-Op



**\$470,000**  
Median Sale Price  
for Single Family Home



**\$323,000**  
Median Sale Price  
for Townhouse



**\$180,000**  
Median Sale Price  
for Condo



**\$157,500**  
Median Sale Price  
for Co-Op

## TOP FIVE CITIES WITH THE MOST SALES

MARTY KIAR, BROWARD COUNTY PROPERTY APPRAISER'S

# MARKET SALES

MARCH 2021 REPORT

The Broward County Property Appraiser's Office gathers property sales information across the county on an ongoing basis. As part of our continued effort to share the data we collect, I am pleased to provide you with our "BCPA Market Report". This report is a simple, visual representation of the types of properties sold and the median sale prices for residential properties within Broward County during the month of March.

Fort  
Lauderdale



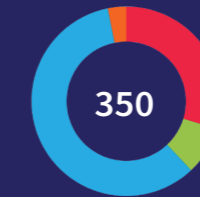
**285 Single Family**  
**50 Townhouse**  
**302 Condo**  
**29 Co-Op**

Hollywood



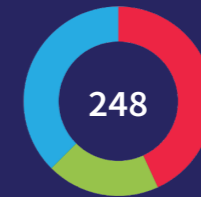
**193 Single Family**  
**39 Townhouse**  
**157 Condo**  
**3 Co-Op**

Pompano Beach



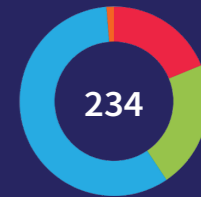
**104 Single Family**  
**29 Townhouse**  
**206 Condo**  
**11 Co-Op**

Pembroke  
Pines



**107 Single Family**  
**48 Townhouse**  
**93 Condo**  
**0 Co-Op**

Deerfield Beach



**44 Single Family**  
**51 Townhouse**  
**136 Condo**  
**3 Co-Op**

## ALL CITIES

Coconut Creek  
139  
27 Single Family  
34 Townhouse  
78 Condo  
0 Co-Op

Dania Beach  
60  
22 Single Family  
14 Townhouse  
21 Condo  
3 Co-Op

Hillsboro Beach  
26  
2 Single Family  
2 Townhouse  
18 Condo  
4 Co-Op

Lauderhill  
113  
24 Single Family  
7 Townhouse  
82 Condo  
0 Co-Op

Miramar  
161  
98 Single Family  
22 Townhouse  
41 Condo  
0 Co-Op

Parkland  
124  
94 Single Family  
28 Townhouse  
2 Condo  
0 Co-Op

Sea Ranch Lakes  
1  
1 Single Family  
0 Townhouse  
0 Condo  
0 Co-Op

Tamarac  
201  
35 Single Family  
85 Townhouse  
81 Condo  
0 Co-Op

Cooper City  
55  
36 Single Family  
18 Townhouse  
1 Condo  
0 Co-Op

Davie  
139  
63 Single Family  
36 Townhouse  
40 Condo  
0 Co-Op

Lauderdale by the Sea  
49  
4 Single Family  
1 Townhouse  
40 Condo  
4 Co-Op

Lighthouse Point  
41  
28 Single Family  
2 Townhouse  
7 Condo  
4 Co-Op

North Lauderdale  
44  
22 Single Family  
12 Townhouse  
10 Condo  
0 Co-Op

Pembroke Park  
0  
0 Single Family  
0 Townhouse  
0 Condo  
0 Co-Op

Southwest Ranches  
13  
13 Single Family  
0 Townhouse  
0 Condo  
0 Co-Op

West Park  
19  
19 Single Family  
0 Townhouse  
0 Condo  
0 Co-Op

Wilton Manors  
60  
36 Single Family  
3 Townhouse  
21 Condo  
0 Co-Op

Coral Springs  
200  
122 Single Family  
15 Townhouse  
63 Condo  
0 Co-Op

Hallandale Beach  
191  
13 Single Family  
2 Townhouse  
155 Condo  
21 Co-Op

Lauderdale Lakes  
41  
7 Single Family  
0 Townhouse  
34 Condo  
0 Co-Op

Margate  
118  
43 Single Family  
18 Townhouse  
57 Condo  
0 Co-Op

Oakland Park  
112  
52 Single Family  
8 Townhouse  
52 Condo  
0 Co-Op

Plantation  
162  
92 Single Family  
31 Townhouse  
39 Condo  
0 Co-Op

Sunrise  
192  
73 Single Family  
37 Townhouse  
82 Condo  
0 Co-Op

Weston  
114  
80 Single Family  
9 Townhouse  
25 Condo  
0 Co-Op

# \$300,000

Broward County Median Sales  
April 2020

# \$330,000

↑ 10%  
INCREASE

Broward County Median Sales  
April 2021



**\$390,000**  
Median Sale Price  
for Single Family Home



**\$305,000**  
Median Sale Price  
for Townhouse



**\$151,000**  
Median Sale Price  
for Condo



**\$140,000**  
Median Sale Price  
for Co-Op



**\$480,000**  
Median Sale Price  
for Single Family Home



**\$330,000**  
Median Sale Price  
for Townhouse



**\$180,000**  
Median Sale Price  
for Condo



**\$152,500**  
Median Sale Price  
for Co-Op

## TOP FIVE CITIES WITH THE MOST SALES

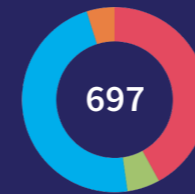
MARTY KIAR, BROWARD COUNTY PROPERTY APPRAISER'S

# MARKET SALES

APRIL 2021 REPORT

The Broward County Property Appraiser's Office gathers property sales information across the county on an ongoing basis. As part of our continued effort to share the data we collect, I am pleased to provide you with our "BCPA Market Report". This report is a simple, visual representation of the types of properties sold and the median sale prices for residential properties within Broward County during the month of April.

Fort  
Lauderdale



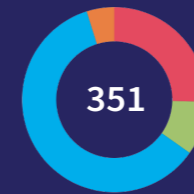
293 Single Family  
40 Townhouse  
330 Condo  
34 Co-Op

Hollywood



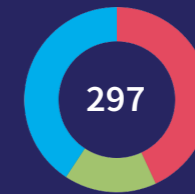
202 Single Family  
39 Townhouse  
177 Condo  
8 Co-Op

Pompano  
Beach



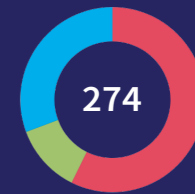
89 Single Family  
33 Townhouse  
212 Condo  
17 Co-Op

Pembroke  
Pines



128 Single Family  
48 Townhouse  
121 Condo  
0 Co-Op

Coral Springs



157 Single Family  
33 Townhouse  
84 Condo  
0 Co-Op

## ALL CITIES

Coconut Creek  
133  
25 Single Family  
19 Townhouse  
89 Condo  
0 Co-Op

Davie  
157  
64 Single Family  
35 Townhouse  
58 Condo  
0 Co-Op

Hillsboro Beach  
19  
0 Single Family  
1 Townhouse  
16 Condo  
2 Co-Op

Lauderhill  
144  
28 Single Family  
16 Townhouse  
100 Condo  
0 Co-Op

Miramar  
148  
96 Single Family  
15 Townhouse  
37 Condo  
0 Co-Op

Parkland  
104  
78 Single Family  
21 Townhouse  
5 Condo  
0 Co-Op

Sea Ranch Lakes  
5  
5 Single Family  
0 Townhouse  
0 Condo  
0 Co-Op

Tamarac  
231  
25 Single Family  
117 Townhouse  
89 Condo  
0 Co-Op

Cooper City  
50  
32 Single Family  
18 Townhouse  
0 Condo  
0 Co-Op

Deerfield Beach  
250  
38 Single Family  
68 Townhouse  
143 Condo  
1 Co-Op

Lauderdale by the Sea  
64  
9 Single Family  
2 Townhouse  
49 Condo  
5 Co-Op

Lighthouse Point  
57  
40 Single Family  
3 Townhouse  
11 Condo  
3 Co-Op

North Lauderdale  
49  
21 Single Family  
17 Townhouse  
11 Condo  
0 Co-Op

Pembroke Park  
2  
0 Single Family  
0 Townhouse  
0 Condo  
2 Co-Op

Southwest Ranches  
10  
10 Single Family  
0 Townhouse  
0 Condo  
0 Co-Op

West Park  
21  
21 Single Family  
0 Townhouse  
0 Condo  
0 Co-Op

Wilton Manors  
56  
32 Single Family  
5 Townhouse  
19 Condo  
0 Co-Op

Dania Beach  
63  
22 Single Family  
10 Townhouse  
27 Condo  
4 Co-Op

Hallandale Beach  
191  
15 Single Family  
2 Townhouse  
157 Condo  
17 Co-Op

Lauderdale Lakes  
54  
13 Single Family  
6 Townhouse  
35 Condo  
0 Co-Op

Margate  
141  
41 Single Family  
21 Townhouse  
79 Condo  
0 Co-Op

Oakland Park  
114  
59 Single Family  
7 Townhouse  
48 Condo  
0 Co-Op

Plantation  
182  
82 Single Family  
38 Townhouse  
62 Condo  
0 Co-Op

Sunrise  
204  
75 Single Family  
32 Townhouse  
97 Condo  
0 Co-Op

Weston  
159  
113 Single Family  
17 Townhouse  
29 Condo  
0 Co-Op

# \$300,000

Broward County Median Sales  
May 2020

# \$325,000

↑ 8.33%  
INCREASE

Broward County Median Sales  
May 2021



**\$395,000**  
Median Sale Price  
for Single Family Home



**\$290,000**  
Median Sale Price  
for Townhouse



**\$155,000**  
Median Sale Price  
for Condo



**\$123,800**  
Median Sale Price  
for Co-Op



**\$490,000**  
Median Sale Price  
for Single Family Home



**\$338,250**  
Median Sale Price  
for Townhouse



**\$187,000**  
Median Sale Price  
for Condo



**\$157,500**  
Median Sale Price  
for Co-Op

## TOP FIVE CITIES WITH THE MOST SALES

MARTY KIAR, BROWARD COUNTY PROPERTY APPRAISER'S

# MARKET SALES

MAY 2021 REPORT

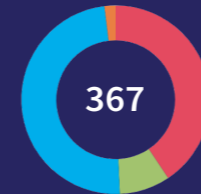
The Broward County Property Appraiser's Office gathers property sales information across the county on an ongoing basis. As part of our continued effort to share the data we collect, I am pleased to provide you with our "BCPA Market Report". This report is a simple, visual representation of the types of properties sold and the median sale prices for residential properties within Broward County during the month of May.

Fort  
Lauderdale



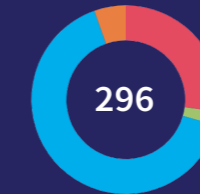
237 Single Family  
47 Townhouse  
301 Condo  
42 Co-Op

Hollywood



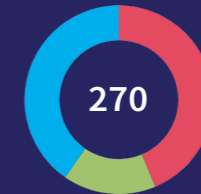
149 Single Family  
32 Townhouse  
179 Condo  
7 Co-Op

Pompano Beach



80 Single Family  
7 Townhouse  
193 Condo  
16 Co-Op

Pembroke  
Pines



118 Single Family  
43 Townhouse  
109 Condo  
0 Co-Op

Deerfield Beach



35 Single Family  
66 Townhouse  
122 Condo  
1 Co-Op

## ALL CITIES

Coconut Creek  
132  
16 Single Family  
31 Townhouse  
85 Condo  
0 Co-Op

Dania Beach  
58  
20 Single Family  
11 Townhouse  
27 Condo  
0 Co-Op

Hillsboro Beach  
31  
1 Single Family  
1 Townhouse  
23 Condo  
6 Co-Op

Lauderhill  
115  
24 Single Family  
10 Townhouse  
81 Condo  
0 Co-Op

Miramar  
167  
105 Single Family  
17 Townhouse  
45 Condo  
0 Co-Op

Parkland  
101  
79 Single Family  
17 Townhouse  
5 Condo  
0 Co-Op

Sea Ranch Lakes  
1  
1 Single Family  
0 Townhouse  
0 Condo  
0 Co-Op

Tamarac  
184  
17 Single Family  
85 Townhouse  
82 Condo  
0 Co-Op

Cooper City  
50  
34 Single Family  
16 Townhouse  
0 Condo  
0 Co-Op

Davie  
179  
84 Single Family  
33 Townhouse  
62 Condo  
0 Co-Op

Lauderdale by the Sea  
50  
4 Single Family  
2 Townhouse  
39 Condo  
5 Co-Op

Lighthouse Point  
55  
35 Single Family  
6 Townhouse  
10 Condo  
4 Co-Op

North Lauderdale  
55  
19 Single Family  
17 Townhouse  
19 Condo  
0 Co-Op

Pembroke Park  
0  
0 Single Family  
0 Townhouse  
0 Condo  
0 Co-Op

Southwest Ranches  
21  
21 Single Family  
0 Townhouse  
0 Condo  
0 Co-Op

West Park  
21  
18 Single Family  
3 Townhouse  
0 Condo  
0 Co-Op

Wilton Manors  
51  
28 Single Family  
6 Townhouse  
17 Condo  
0 Co-Op

Coral Springs  
190  
108 Single Family  
17 Townhouse  
65 Condo  
0 Co-Op

Hallandale Beach  
214  
14 Single Family  
1 Townhouse  
175 Condo  
24 Co-Op

Lauderdale Lakes  
44  
7 Single Family  
4 Townhouse  
33 Condo  
0 Co-Op

Margate  
102  
41 Single Family  
15 Townhouse  
46 Condo  
0 Co-Op

Oakland Park  
112  
54 Single Family  
8 Townhouse  
50 Condo  
0 Co-Op

Plantation  
166  
93 Single Family  
23 Townhouse  
50 Condo  
0 Co-Op

Sunrise  
180  
78 Single Family  
33 Townhouse  
69 Condo  
0 Co-Op

Weston  
150  
102 Single Family  
19 Townhouse  
29 Condo  
0 Co-Op

# \$318,000

Broward County Median Sales  
June 2020

# \$340,000

↑ 6.91%  
INCREASE

Broward County Median Sales  
June 2021



**\$405,000**  
Median Sale Price  
for Single Family Home



**\$299,900**  
Median Sale Price  
for Townhouse



**\$160,000**  
Median Sale Price  
for Condo



**\$126,800**  
Median Sale Price  
for Co-Op



**\$500,000**  
Median Sale Price  
for Single Family Home



**\$335,000**  
Median Sale Price  
for Townhouse



**\$190,000**  
Median Sale Price  
for Condo



**\$185,000**  
Median Sale Price  
for Co-Op

## TOP FIVE CITIES WITH THE MOST SALES

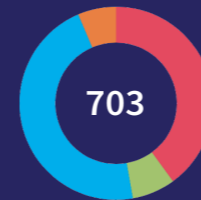
MARTY KIAR, BROWARD COUNTY PROPERTY APPRAISER'S

# MARKET SALES

JUNE 2021 REPORT

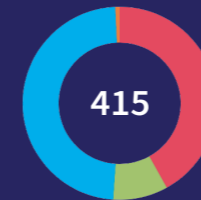
The Broward County Property Appraiser's Office gathers property sales information across the county on an ongoing basis. As part of our continued effort to share the data we collect, I am pleased to provide you with our "BCPA Market Report". This report is a simple, visual representation of the types of properties sold and the median sale prices for residential properties within Broward County during the month of June.

Fort  
Lauderdale



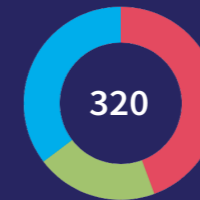
281 Single Family  
51 Townhouse  
326 Condo  
45 Co-Op

Hollywood



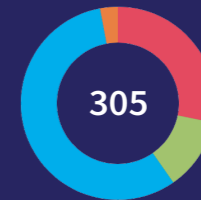
174 Single Family  
38 Townhouse  
200 Condo  
3 Co-Op

Pembroke  
Pines



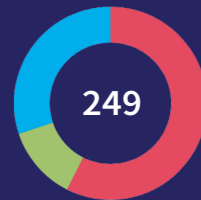
142 Single Family  
65 Townhouse  
113 Condo  
0 Co-Op

Pompano  
Beach



86 Single Family  
37 Townhouse  
173 Condo  
9 Co-Op

Coral Springs



143 Single Family  
31 Townhouse  
75 Condo  
0 Co-Op

## ALL CITIES

Coconut Creek  
150  
27 Single Family  
33 Townhouse  
90 Condo  
0 Co-Op

Davie  
173  
84 Single Family  
41 Townhouse  
48 Condo  
0 Co-Op

Hillsboro Beach  
29  
0 Single Family  
0 Townhouse  
24 Condo  
5 Co-Op

Lauderhill  
142  
49 Single Family  
8 Townhouse  
85 Condo  
0 Co-Op

Miramar  
147  
88 Single Family  
24 Townhouse  
35 Condo  
0 Co-Op

Parkland  
126  
106 Single Family  
15 Townhouse  
5 Condo  
0 Co-Op

Sea Ranch Lakes  
2  
2 Single Family  
0 Townhouse  
0 Condo  
0 Co-Op

Tamarac  
237  
25 Single Family  
105 Townhouse  
107 Condo  
0 Co-Op

Cooper City  
58  
42 Single Family  
15 Townhouse  
1 Condo  
0 Co-Op

Deerfield Beach  
228  
49 Single Family  
44 Townhouse  
133 Condo  
2 Co-Op

Lauderdale by the Sea  
49  
7 Single Family  
2 Townhouse  
34 Condo  
6 Co-Op

Lighthouse Point  
40  
26 Single Family  
3 Townhouse  
9 Condo  
2 Co-Op

North Lauderdale  
54  
20 Single Family  
21 Townhouse  
13 Condo  
0 Co-Op

Pembroke Park  
4  
0 Single Family  
3 Townhouse  
1 Condo  
2 Co-Op

Southwest Ranches  
17  
17 Single Family  
0 Townhouse  
0 Condo  
0 Co-Op

West Park  
9  
8 Single Family  
1 Townhouse  
0 Condo  
0 Co-Op

Wilton Manors  
48  
22 Single Family  
4 Townhouse  
22 Condo  
0 Co-Op

Dania Beach  
63  
27 Single Family  
10 Townhouse  
26 Condo  
0 Co-Op

Hallandale Beach  
184  
14 Single Family  
2 Townhouse  
153 Condo  
15 Co-Op

Lauderdale Lakes  
60  
14 Single Family  
5 Townhouse  
41 Condo  
0 Co-Op

Margate  
113  
38 Single Family  
26 Townhouse  
49 Condo  
0 Co-Op

Oakland Park  
114  
47 Single Family  
19 Townhouse  
48 Condo  
0 Co-Op

Plantation  
163  
88 Single Family  
15 Townhouse  
60 Condo  
0 Co-Op

Sunrise  
221  
74 Single Family  
42 Townhouse  
105 Condo  
0 Co-Op

Weston  
164  
107 Single Family  
25 Townhouse  
32 Condo  
0 Co-Op

# \$321,000

Broward County Median Sales  
July 2020

# \$343,000

↑ 6.85%  
INCREASE

Broward County Median Sales  
July 2021



**\$420,000**  
Median Sale Price  
for Single Family Home



**\$310,000**  
Median Sale Price  
for Townhouse



**\$164,000**  
Median Sale Price  
for Condo



**\$139,000**  
Median Sale Price  
for Co-Op



**\$504,000**  
Median Sale Price  
for Single Family Home



**\$349,950**  
Median Sale Price  
for Townhouse



**\$185,500**  
Median Sale Price  
for Condo



**\$152,750**  
Median Sale Price  
for Co-Op

## TOP FIVE CITIES WITH THE MOST SALES

MARTY KIAR, BROWARD COUNTY PROPERTY APPRAISER'S

# MARKET SALES

JULY 2021 REPORT

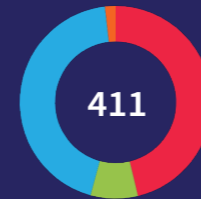
The Broward County Property Appraiser's Office gathers property sales information across the county on an ongoing basis. As part of our continued effort to share the data we collect, I am pleased to provide you with our "BCPA Market Report". This report is a simple, visual representation of the types of properties sold and the median sale prices for residential properties within Broward County during the month of July.

Fort  
Lauderdale



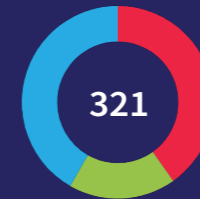
226 Single Family  
32 Townhouse  
249 Condo  
31 Co-Op

Hollywood



186 Single Family  
34 Townhouse  
184 Condo  
7 Co-Op

Pembroke  
Pines



129 Single Family  
58 Townhouse  
134 Condo  
0 Co-Op

Pompano  
Beach



90 Single Family  
33 Townhouse  
145 Condo  
7 Co-Op

Coral Springs



163 Single Family  
31 Townhouse  
77 Condo  
0 Co-Op

## ALL CITIES

Coconut Creek  
145  
32 Single Family  
32 Townhouse  
81 Condo  
0 Co-Op

Davie  
180  
78 Single Family  
41 Townhouse  
61 Condo  
0 Co-Op

Hillsboro Beach  
21  
0 Single Family  
0 Townhouse  
17 Condo  
4 Co-Op

Lauderhill  
144  
27 Single Family  
9 Townhouse  
108 Condo  
0 Co-Op

Margate  
122  
49 Single Family  
8 Townhouse  
65 Condo  
0 Co-Op

Oakland Park  
108  
59 Single Family  
11 Townhouse  
38 Condo  
0 Co-Op

Plantation  
166  
84 Single Family  
34 Townhouse  
48 Condo  
0 Co-Op

Sunrise  
190  
66 Single Family  
34 Townhouse  
90 Condo  
0 Co-Op

West Park  
13  
12 Single Family  
1 Townhouse  
0 Condo  
0 Co-Op

Cooper City  
69  
46 Single Family  
22 Townhouse  
1 Condo  
0 Co-Op

Deerfield Beach  
224  
36 Single Family  
58 Townhouse  
128 Condo  
2 Co-Op

Lauderdale by the Sea  
42  
4 Single Family  
0 Townhouse  
35 Condo  
3 Co-Op

Lazy Lake  
1  
1 Single Family  
0 Townhouse  
0 Condo  
0 Co-Op

Miramar  
187  
124 Single Family  
23 Townhouse  
40 Condo  
0 Co-Op

Parkland  
118  
82 Single Family  
31 Townhouse  
5 Condo  
0 Co-Op

Sea Ranch Lakes  
1  
1 Single Family  
0 Townhouse  
0 Condo  
0 Co-Op

Tamarac  
198  
25 Single Family  
89 Townhouse  
84 Condo  
0 Co-Op

Weston  
168  
112 Single Family  
28 Townhouse  
28 Condo  
0 Co-Op

Dania Beach  
51  
35 Single Family  
4 Townhouse  
12 Condo  
0 Co-Op

Hallandale Beach  
182  
7 Single Family  
2 Townhouse  
156 Condo  
17 Co-Op

Lauderdale Lakes  
49  
9 Single Family  
1 Townhouse  
39 Condo  
0 Co-Op

Lighthouse Point  
31  
17 Single Family  
0 Townhouse  
9 Condo  
5 Co-Op

North Lauderdale  
44  
17 Single Family  
16 Townhouse  
11 Condo  
0 Co-Op

Pembroke Park  
1  
0 Single Family  
1 Townhouse  
0 Condo  
0 Co-Op

Southwest Ranches  
13  
13 Single Family  
0 Townhouse  
0 Condo  
0 Co-Op

Unincorporated  
18  
18 Single Family  
0 Townhouse  
0 Condo  
0 Co-Op

Wilton Manors  
38  
17 Single Family  
3 Townhouse  
18 Condo  
0 Co-Op

# \$325,000

Broward County Median Sales  
August 2020

# \$349,000

↑ 7.38%  
INCREASE

Broward County Median Sales  
August 2021



**\$435,000**  
Median Sale Price  
for Single Family Home



**\$307,000**  
Median Sale Price  
for Townhouse



**\$160,000**  
Median Sale Price  
for Condo



**\$132,000**  
Median Sale Price  
for Co-Op



**\$510,000**  
Median Sale Price  
for Single Family Home



**\$350,000**  
Median Sale Price  
for Townhouse



**\$182,500**  
Median Sale Price  
for Condo



**\$139,000**  
Median Sale Price  
for Co-Op

## TOP FIVE CITIES WITH THE MOST SALES

MARTY KIAR, BROWARD COUNTY PROPERTY APPRAISER'S

# MARKET SALES

AUGUST 2021 REPORT

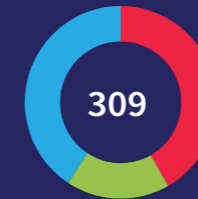
The Broward County Property Appraiser's Office gathers property sales information across the county on an ongoing basis. As part of our continued effort to share the data we collect, I am pleased to provide you with our "BCPA Market Report". This report is a simple, visual representation of the types of properties sold and the median sale prices for residential properties within Broward County during the month of August.

Fort  
Lauderdale



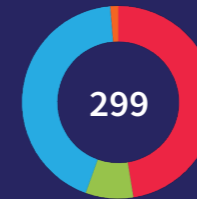
204 Single Family  
34 Townhouse  
242 Condo  
21 Co-Op

Pembroke Pines



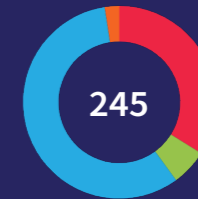
129 Single Family  
54 Townhouse  
126 Condo  
0 Co-Op

Hollywood



142 Single Family  
24 Townhouse  
129 Condo  
4 Co-Op

Pompano  
Beach



83 Single Family  
15 Townhouse  
141 Condo  
6 Co-Op

Coral Springs



134 Single Family  
16 Townhouse  
77 Condo  
0 Co-Op

## ALL CITIES

Coconut Creek  
121  
24 Single Family  
30 Townhouse  
67 Condo  
0 Co-Op

Davie  
170  
72 Single Family  
40 Townhouse  
58 Condo  
0 Co-Op

Hillsboro Beach  
14  
1 Single Family  
1 Townhouse  
10 Condo  
2 Co-Op

Lauderhill  
138  
35 Single Family  
12 Townhouse  
91 Condo  
0 Co-Op

Margate  
117  
35 Single Family  
14 Townhouse  
68 Condo  
0 Co-Op

Oakland Park  
125  
63 Single Family  
19 Townhouse  
43 Condo  
0 Co-Op

Plantation  
167  
75 Single Family  
26 Townhouse  
66 Condo  
0 Co-Op

Sunrise  
197  
61 Single Family  
39 Townhouse  
97 Condo  
0 Co-Op

West Park  
16  
16 Single Family  
0 Townhouse  
0 Condo  
0 Co-Op

Cooper City  
48  
30 Single Family  
18 Townhouse  
0 Condo  
0 Co-Op

Deerfield Beach  
178  
30 Single Family  
51 Townhouse  
95 Condo  
2 Co-Op

Lauderdale by the Sea  
24  
3 Single Family  
2 Townhouse  
18 Condo  
1 Co-Op

Lazy Lake  
1  
1 Single Family  
0 Townhouse  
0 Condo  
0 Co-Op

Miramar  
152  
103 Single Family  
18 Townhouse  
31 Condo  
0 Co-Op

Parkland  
107  
84 Single Family  
21 Townhouse  
2 Condo  
0 Co-Op

Sea Ranch Lakes  
2  
2 Single Family  
0 Townhouse  
0 Condo  
0 Co-Op

Tamarac  
182  
14 Single Family  
89 Townhouse  
79 Condo  
0 Co-Op

Weston  
133  
98 Single Family  
21 Townhouse  
14 Condo  
0 Co-Op

Dania Beach  
44  
22 Single Family  
10 Townhouse  
12 Condo  
0 Co-Op

Hallandale Beach  
150  
12 Single Family  
5 Townhouse  
118 Condo  
15 Co-Op

Lauderdale Lakes  
50  
10 Single Family  
2 Townhouse  
38 Condo  
0 Co-Op

Lighthouse Point  
41  
27 Single Family  
2 Townhouse  
9 Condo  
3 Co-Op

North Lauderdale  
55  
22 Single Family  
18 Townhouse  
15 Condo  
0 Co-Op

Pembroke Park  
1  
0 Single Family  
1 Townhouse  
0 Condo  
0 Co-Op

Southwest Ranches  
17  
17 Single Family  
0 Townhouse  
0 Condo  
0 Co-Op

Unincorporated  
11  
10 Single Family  
1 Townhouse  
0 Condo  
0 Co-Op

Wilton Manors  
32  
20 Single Family  
3 Townhouse  
9 Condo  
0 Co-Op



# \$307,250

Broward County Median Sales  
September 2020

# \$348,500

↑ 13.42%  
INCREASE

Broward County Median Sales  
September 2021



**\$430,000**  
Median Sale Price  
for Single Family Home



**\$300,000**  
Median Sale Price  
for Townhouse



**\$166,200**  
Median Sale Price  
for Condo



**\$138,000**  
Median Sale Price  
for Co-Op



**\$500,000**  
Median Sale Price  
for Single Family Home



**\$345,000**  
Median Sale Price  
for Townhouse



**\$185,000**  
Median Sale Price  
for Condo



**\$180,000**  
Median Sale Price  
for Co-Op

## TOP FIVE CITIES WITH THE MOST SALES

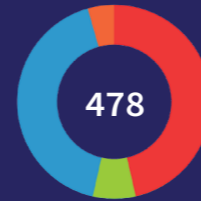
MARTY KIAR, BROWARD COUNTY PROPERTY APPRAISER'S

# MARKET SALES

SEPTEMBER 2021 REPORT

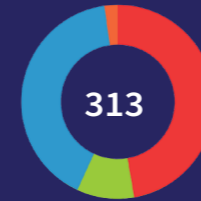
The Broward County Property Appraiser's Office gathers property sales information across the county on an ongoing basis. As part of our continued effort to share the data we collect, I am pleased to provide you with our "BCPA Market Report". This report is a simple, visual representation of the types of properties sold and the median sale prices for residential properties within Broward County during the month of September.

Fort  
Lauderdale



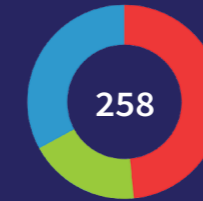
222 Single Family  
34 Townhouse  
201 Condo  
21 Co-Op

Hollywood



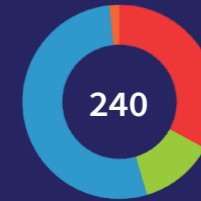
148 Single Family  
30 Townhouse  
128 Condo  
7 Co-Op

Pembroke Pines



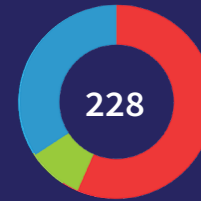
125 Single Family  
48 Townhouse  
85 Condo  
0 Co-Op

Pompano  
Beach



79 Single Family  
30 Townhouse  
127 Condo  
4 Co-Op

Coral Springs



129 Single Family  
21 Townhouse  
78 Condo  
0 Co-Op

## ALL CITIES

Coconut Creek | 108  
22 Single Family  
20 Townhouse  
66 Condo  
0 Co-Op

Davie | 155  
64 Single Family  
39 Townhouse  
52 Condo  
0 Co-Op

Hillsboro Beach | 12  
0 Single Family  
1 Townhouse  
8 Condo  
3 Co-Op

Lauderhill | 137  
35 Single Family  
7 Townhouse  
95 Condo  
0 Co-Op

Margate | 134  
43 Single Family  
23 Townhouse  
68 Condo  
0 Co-Op

Oakland Park | 106  
62 Single Family  
12 Townhouse  
32 Condo  
0 Co-Op

Plantation | 178  
85 Single Family  
23 Townhouse  
70 Condo  
0 Co-Op

Sunrise | 168  
59 Single Family  
32 Townhouse  
77 Condo  
0 Co-Op

West Park | 19  
19 Single Family  
0 Townhouse  
0 Condo  
0 Co-Op

Cooper City | 61  
33 Single Family  
28 Townhouse  
0 Condo  
0 Co-Op

Deerfield Beach | 199  
36 Single Family  
53 Townhouse  
108 Condo  
2 Co-Op

Lauderdale by the Sea | 36  
7 Single Family  
0 Townhouse  
26 Condo  
3 Co-Op

Lazy Lake | 0  
0 Single Family  
0 Townhouse  
0 Condo  
0 Co-Op

Miramar | 168  
113 Single Family  
12 Townhouse  
43 Condo  
0 Co-Op

Parkland | 90  
67 Single Family  
16 Townhouse  
7 Condo  
0 Co-Op

Sea Ranch Lakes | 1  
1 Single Family  
0 Townhouse  
0 Condo  
0 Co-Op

Tamarac | 192  
28 Single Family  
77 Townhouse  
87 Condo  
0 Co-Op

Weston | 133  
91 Single Family  
20 Townhouse  
22 Condo  
0 Co-Op

Dania Beach | 38  
19 Single Family  
8 Townhouse  
9 Condo  
2 Co-Op

Hallandale Beach | 122  
8 Single Family  
2 Townhouse  
101 Condo  
11 Co-Op

Lauderdale Lakes | 56  
14 Single Family  
4 Townhouse  
38 Condo  
0 Co-Op

Lighthouse Point | 29  
18 Single Family  
2 Townhouse  
5 Condo  
4 Co-Op

North Lauderdale | 50  
24 Single Family  
17 Townhouse  
9 Condo  
0 Co-Op

Pembroke Park | 1  
0 Single Family  
0 Townhouse  
1 Condo  
0 Co-Op

Southwest Ranches | 12  
12 Single Family  
0 Townhouse  
0 Condo  
0 Co-Op

Unincorporated | 10  
10 Single Family  
0 Townhouse  
0 Condo  
0 Co-Op

Wilton Manors | 36  
25 Single Family  
2 Townhouse  
9 Condo  
0 Co-Op

# \$315,000

Broward County Median Sales  
October 2020


# \$345,000

↑ 9.52%  
INCREASE

Broward County Median Sales  
October 2021



**\$425,000**  
Median Sale Price  
for Single Family Home



**\$313,500**  
Median Sale Price  
for Townhouse



**\$166,500**  
Median Sale Price  
for Condo



**\$145,000**  
Median Sale Price  
for Co-Op



**\$509,450**  
Median Sale Price  
for Single Family Home



**\$360,000**  
Median Sale Price  
for Townhouse



**\$190,000**  
Median Sale Price  
for Condo

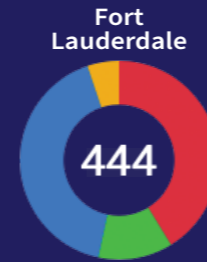


**\$201,250**  
Median Sale Price  
for Co-Op

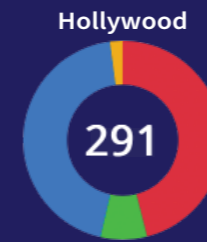
## TOP FIVE CITIES WITH THE MOST SALES

## MARTY KIAR, BROWARD COUNTY PROPERTY APPRAISER'S MARKET SALES OCTOBER 2021 REPORT

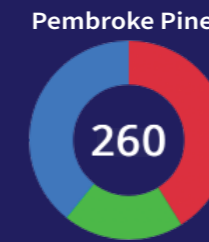
The Broward County Property Appraiser's Office gathers property sales information across the county on an ongoing basis. As part of our continued effort to share the data we collect, I am pleased to provide you with our "BCPA Market Report". This report is a simple, visual representation of the types of properties sold and the median sale prices for residential properties within Broward County during the month of October.



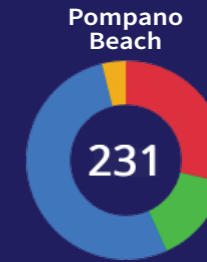
183 Single Family  
54 Townhouse  
184 Condo  
23 Co-Op



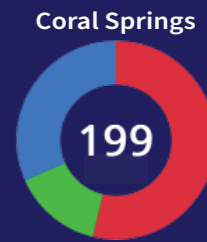
134 Single Family  
22 Townhouse  
129 Condo  
6 Co-Op



107 Single Family  
51 Townhouse  
102 Condo  
0 Co-Op



66 Single Family  
34 Townhouse  
122 Condo  
9 Co-Op



107 Single Family  
29 Townhouse  
63 Condo  
0 Co-Op

## ALL CITIES

Coconut Creek | 105  
24 Single Family  
19 Townhouse  
62 Condo  
0 Co-Op

Davie | 132  
60 Single Family  
42 Townhouse  
30 Condo  
0 Co-Op

Hillsboro Beach | 5  
0 Single Family  
0 Townhouse  
3 Condo  
2 Co-Op

Lauderhill | 139  
31 Single Family  
10 Townhouse  
98 Condo  
0 Co-Op

Margate | 117  
45 Single Family  
16 Townhouse  
56 Condo  
0 Co-Op

Oakland Park | 89  
48 Single Family  
9 Townhouse  
32 Condo  
0 Co-Op

Plantation | 147  
72 Single Family  
23 Townhouse  
52 Condo  
0 Co-Op

Sunrise | 173  
57 Single Family  
29 Townhouse  
87 Condo  
0 Co-Op

West Park | 14  
14 Single Family  
0 Townhouse  
0 Condo  
0 Co-Op

Cooper City | 43  
27 Single Family  
16 Townhouse  
0 Condo  
0 Co-Op

Deerfield Beach | 169  
37 Single Family  
49 Townhouse  
83 Condo  
0 Co-Op

Lauderdale by the Sea | 28  
4 Single Family  
0 Townhouse  
19 Condo  
5 Co-Op

Lazy Lake | 0  
0 Single Family  
0 Townhouse  
0 Condo  
0 Co-Op

Miramar | 163  
116 Single Family  
16 Townhouse  
31 Condo  
0 Co-Op

Parkland | 89  
64 Single Family  
20 Townhouse  
5 Condo  
0 Co-Op

Sea Ranch Lakes | 2  
2 Single Family  
0 Townhouse  
0 Condo  
0 Co-Op

Tamarac | 192  
18 Single Family  
76 Townhouse  
98 Condo  
0 Co-Op

Weston | 98  
66 Single Family  
12 Townhouse  
20 Condo  
0 Co-Op

Dania Beach | 41  
14 Single Family  
11 Townhouse  
13 Condo  
1 Co-Op

Hallandale Beach | 140  
14 Single Family  
0 Townhouse  
120 Condo  
6 Co-Op

Lauderdale Lakes | 50  
15 Single Family  
1 Townhouse  
34 Condo  
0 Co-Op

Lighthouse Point | 33  
14 Single Family  
3 Townhouse  
10 Condo  
6 Co-Op

North Lauderdale | 49  
19 Single Family  
21 Townhouse  
9 Condo  
0 Co-Op

Pembroke Park | 2  
0 Single Family  
2 Townhouse  
0 Condo  
0 Co-Op

Southwest Ranches | 17  
17 Single Family  
0 Townhouse  
0 Condo  
0 Co-Op

Unincorporated | 13  
13 Single Family  
0 Townhouse  
0 Condo  
0 Co-Op

Wilton Manors | 34  
16 Single Family  
4 Townhouse  
14 Condo  
0 Co-Op

# \$320,000

Broward County Median Sales  
November 2020


# \$350,900

↑ 9.66%  
INCREASE

Broward County Median Sales  
November 2021



**\$437,750**  
Median Sale Price  
for Single Family Home



**\$325,000**  
Median Sale Price  
for Townhouse



**\$169,000**  
Median Sale Price  
for Condo



**\$140,000**  
Median Sale Price  
for Co-Op



**\$518,500**  
Median Sale Price  
for Single Family Home



**\$350,000**  
Median Sale Price  
for Townhouse



**\$200,000**  
Median Sale Price  
for Condo



**\$172,500**  
Median Sale Price  
for Co-Op

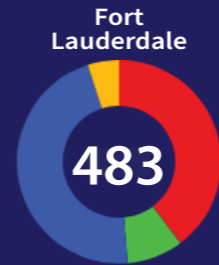
## TOP FIVE CITIES WITH THE MOST SALES

MARTY KIAR, BROWARD COUNTY PROPERTY APPRAISER'S

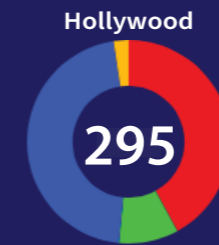
# MARKET SALES

NOVEMBER 2021 REPORT

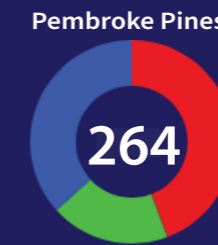
The Broward County Property Appraiser's Office gathers property sales information across the county on an ongoing basis. As part of our continued effort to share the data we collect, I am pleased to provide you with our "BCPA Market Report". This report is a simple, visual representation of the types of properties sold and the median sale prices for residential properties within Broward County during the month of November.



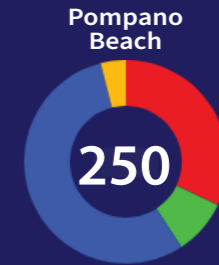
192 Single Family  
43 Townhouse  
224 Condo  
24 Co-Op



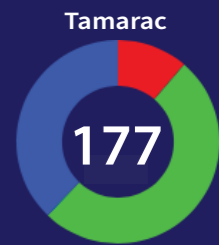
124 Single Family  
28 Townhouse  
136 Condo  
7 Co-Op



117 Single Family  
50 Townhouse  
97 Condo  
0 Co-Op



80 Single Family  
22 Townhouse  
138 Condo  
10 Co-Op



20 Single Family  
90 Townhouse  
67 Condo  
0 Co-Op

## ALL CITIES

Coconut Creek  
115  
25 Single Family  
26 Townhouse  
64 Condo  
0 Co-Op

Dania Beach  
53  
31 Single Family  
5 Townhouse  
16 Condo  
1 Co-Op

Hallandale Beach  
132  
16 Single Family  
2 Townhouse  
101 Condo  
13 Co-Op

Lauderdale Lakes  
64  
16 Single Family  
6 Townhouse  
42 Condo  
0 Co-Op

Lighthouse Point  
32  
20 Single Family  
2 Townhouse  
5 Condo  
5 Co-Op

North Lauderdale  
38  
16 Single Family  
14 Townhouse  
8 Condo  
0 Co-Op

Pembroke Park  
4  
0 Single Family  
3 Townhouse  
1 Condo  
0 Co-Op

Southwest Ranches  
16  
16 Single Family  
0 Townhouse  
0 Condo  
0 Co-Op

West Park  
17  
17 Single Family  
0 Townhouse  
0 Condo  
0 Co-Op

Cooper City  
37  
19 Single Family  
18 Townhouse  
0 Condo  
0 Co-Op

Davie  
118  
52 Single Family  
30 Townhouse  
36 Condo  
0 Co-Op

Hillsboro Beach  
12  
0 Single Family  
2 Townhouse  
8 Condo  
2 Co-Op

Lauderhill  
127  
26 Single Family  
16 Townhouse  
85 Condo  
0 Co-Op

Margate  
107  
42 Single Family  
20 Townhouse  
45 Condo  
0 Co-Op

Oakland Park  
112  
63 Single Family  
9 Townhouse  
40 Condo  
0 Co-Op

Plantation  
151  
70 Single Family  
20 Townhouse  
61 Condo  
0 Co-Op

Sunrise  
176  
75 Single Family  
29 Townhouse  
72 Condo  
0 Co-Op

Weston  
129  
80 Single Family  
17 Townhouse  
32 Condo  
0 Co-Op

Coral Springs  
168  
99 Single Family  
22 Townhouse  
47 Condo  
0 Co-Op

Deerfield Beach  
169  
35 Single Family  
39 Townhouse  
95 Condo  
0 Co-Op

Lauderdale by the Sea  
39  
4 Single Family  
2 Townhouse  
29 Condo  
4 Co-Op

Lazy Lake  
0  
0 Single Family  
0 Townhouse  
0 Condo  
0 Co-Op

Miramar  
171  
112 Single Family  
25 Townhouse  
34 Condo  
0 Co-Op

Parkland  
70  
49 Single Family  
15 Townhouse  
6 Condo  
0 Co-Op

Sea Ranch Lakes  
1  
1 Single Family  
0 Townhouse  
0 Condo  
0 Co-Op

Unincorporated  
19  
19 Single Family  
0 Townhouse  
0 Condo  
0 Co-Op

Wilton Manors  
33  
16 Single Family  
3 Townhouse  
14 Condo  
0 Co-Op

# \$314,500

Broward County Median Sales  
December 2020


# \$355,000

↑12.87%  
INCREASE

Broward County Median Sales  
December 2021



**\$440,000**  
Median Sale Price  
for Single Family Home



**\$315,000**  
Median Sale Price  
for Townhouse



**\$165,100**  
Median Sale Price  
for Condo



**\$140,000**  
Median Sale Price  
for Co-Op



**\$525,000**  
Median Sale Price  
for Single Family Home



**\$360,000**  
Median Sale Price  
for Townhouse



**\$195,000**  
Median Sale Price  
for Condo

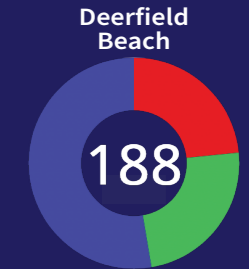
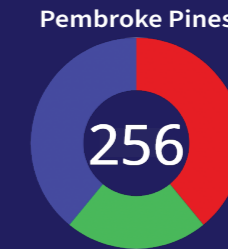
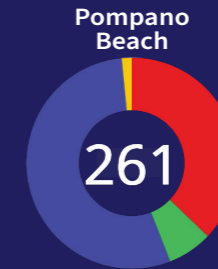
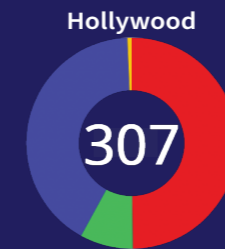
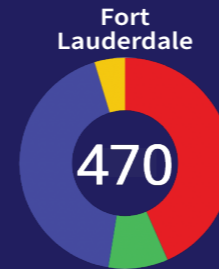


**\$160,000**  
Median Sale Price  
for Co-Op

## TOP FIVE CITIES WITH THE MOST SALES

## MARTY KIAR, BROWARD COUNTY PROPERTY APPRAISER'S MARKET SALES DECEMBER 2021 REPORT

The Broward County Property Appraiser's Office gathers property sales information across the county on an ongoing basis. As part of our continued effort to share the data we collect, I am pleased to provide you with our "BCPA Market Report". This report is a simple, visual representation of the types of properties sold and the median sale prices for residential properties within Broward County during the month of December.



## ALL CITIES

**Coconut Creek**  
109

- 26 Single Family
- 26 Townhouse
- 57 Condo
- 0 Co-Op

**Dania Beach**  
44

- 14 Single Family
- 9 Townhouse
- 21 Condo
- 0 Co-Op

**Hillsboro Beach**  
11

- 0 Single Family
- 9 Townhouse
- 10 Condo
- 1 Co-Op

**Lauderhill**  
128

- 35 Single Family
- 9 Townhouse
- 84 Condo
- 0 Co-Op

**Margate**  
96

- 35 Single Family
- 17 Townhouse
- 44 Condo
- 0 Co-Op

**Oakland Park**  
119

- 61 Single Family
- 13 Townhouse
- 45 Condo
- 0 Co-Op

**Plantation**  
141

- 63 Single Family
- 21 Townhouse
- 57 Condo
- 0 Co-Op

**Sunrise**  
183

- 65 Single Family
- 28 Townhouse
- 90 Condo
- 0 Co-Op

**West Park**  
14

- 14 Single Family
- 0 Townhouse
- 0 Condo
- 0 Co-Op

**Cooper City**  
41

- 27 Single Family
- 14 Townhouse
- 0 Condo
- 0 Co-Op

**Davie**  
124

- 47 Single Family
- 27 Townhouse
- 50 Condo
- 0 Co-Op

**Lauderdale by the Sea**  
27

- 2 Single Family
- 1 Townhouse
- 22 Condo
- 2 Co-Op

**Lazy Lakes**  
0

- 0 Single Family
- 0 Townhouse
- 0 Condo
- 0 Co-Op

**Miramar**  
156

- 109 Single Family
- 19 Townhouse
- 28 Condo
- 0 Co-Op

**Parkland**  
75

- 53 Single Family
- 19 Townhouse
- 3 Condo
- 0 Co-Op

**Sea Ranch Lakes**  
1

- 1 Single Family
- 0 Townhouse
- 0 Condo
- 0 Co-Op

**Tamarac**  
179

- 13 Single Family
- 73 Townhouse
- 93 Condo
- 0 Co-Op

**Weston**  
116

- 76 Single Family
- 17 Townhouse
- 23 Condo
- 0 Co-Op

**Coral Springs**  
185

- 112 Single Family
- 19 Townhouse
- 54 Condo
- 0 Co-Op

**Hallandale Beach**  
161

- 10 Single Family
- 1 Townhouse
- 128 Condo
- 22 Co-Op

**Lauderdale Lakes**  
52

- 12 Single Family
- 4 Townhouse
- 36 Condo
- 0 Co-Op

**Lighthouse Point**  
39

- 26 Single Family
- 2 Townhouse
- 7 Condo
- 4 Co-Op

**North Lauderdale**  
44

- 19 Single Family
- 16 Townhouse
- 9 Condo
- 0 Co-Op

**Pembroke Park**  
1

- 0 Single Family
- 1 Townhouse
- 0 Condo
- 0 Co-Op

**Southwest Ranches**  
9

- 9 Single Family
- 0 Townhouse
- 0 Condo
- 0 Co-Op

**Unincorporated**  
16

- 15 Single Family
- 1 Townhouse
- 0 Condo
- 0 Co-Op

**Wilton Manors**  
33

- 17 Single Family
- 2 Townhouse
- 14 Condo
- 0 Co-Op